

BE PREPARED FOR AN EMERGENCY:
Unique Family Needs



GOAL: Make sure your family has everything they need during a disaster.

CHOOSE ONE OF THESE THINGS TO DO TO BE READY FOR AN EMERGENCY



Make a list of special things your family needs.



Make a plan to take care of your pets in an emergency.




Make an evacuation plan for anyone in your family who has a disability.



Make sure your family has everything they need during a disaster.

1

THINGS THAT MIGHT BE SPECIAL NEEDS



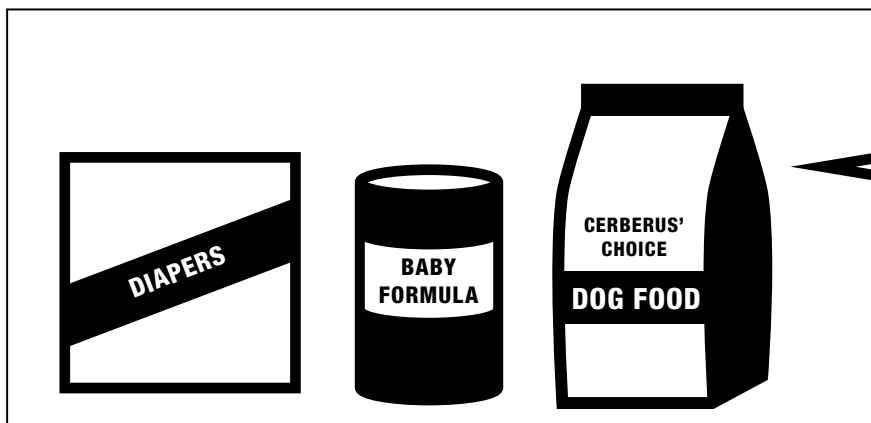
UNIQUE SITUATIONS

PETS, MEDICINES, BABIES, AND DISABILITIES CAN ALL MAKE SPECIAL NEEDS.

MAKE SURE YOU'RE PREPARED TO MEET THOSE NEEDS.

2

DON'T OVERLOOK SMALL ITEMS



SMALL ITEMS

ITEMS LIKE DIAPERS AND DOG FOOD CAN BE HARD TO FIND IN A DISASTER.



Make a plan to take care of your pets in an emergency.


1

MAKE A PLAN FOR PETS



DISASTER

A DISASTER MAY STRIKE
WHILE YOUR PETS ARE
HOME ALONE.



2

HAVE A NEIGHBOR CHECK ON YOUR PETS



NEIGHBOR

ASK A NEIGHBOR TO
CHECK ON YOUR PETS
IF YOU CAN'T GET
HOME IN A DISASTER.






Make an evacuation plan for anyone in your family who has a disability.

1

CREATE AN EVACUATION FOR THOSE WITH SPECIAL NEEDS



**MAKE SURE YOU
ARE SIGNED UP FOR
EMERGENCY ALERTS
IN YOUR AREA.**



**TALK TO YOUR LOCAL
RED CROSS CHAPTER OR OTHER
ORGANIZATIONS TO MAKE SURE YOUR
NEEDS CAN BE MET IN A SHELTER.**



**TALK TO YOUR PARATRANSIT
PROVIDER TO FIND OUT WHAT
SERVICES ARE PROVIDED
DURING AN EVACUATION.**



**IF YOU USE A WHEELCHAIR,
MAKE SURE YOUR
EVACUATION ROUTE IS
WHEELCHAIR ACCESSIBLE.**